

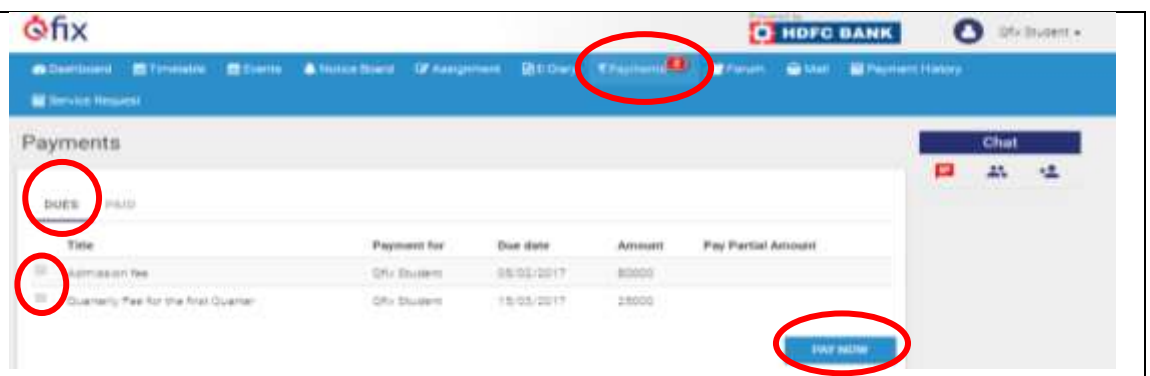
STEP 1:

Please log on to www.eduqfix.com and click on the **Parents Login** and enter the user credentials sent on your registered mobile number.



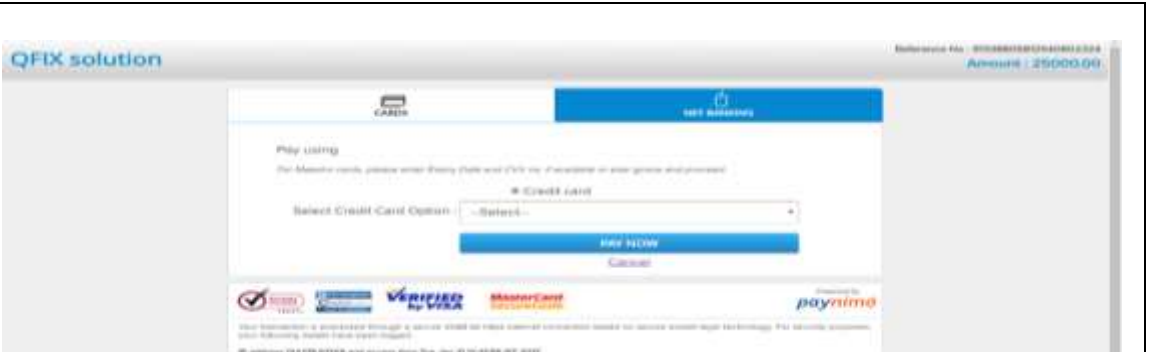
STEP 2:

On the Top menu panel you will find **Payments** option. Click on **Payments** option, and select the fee under **dues** then click on **Pay Now**.



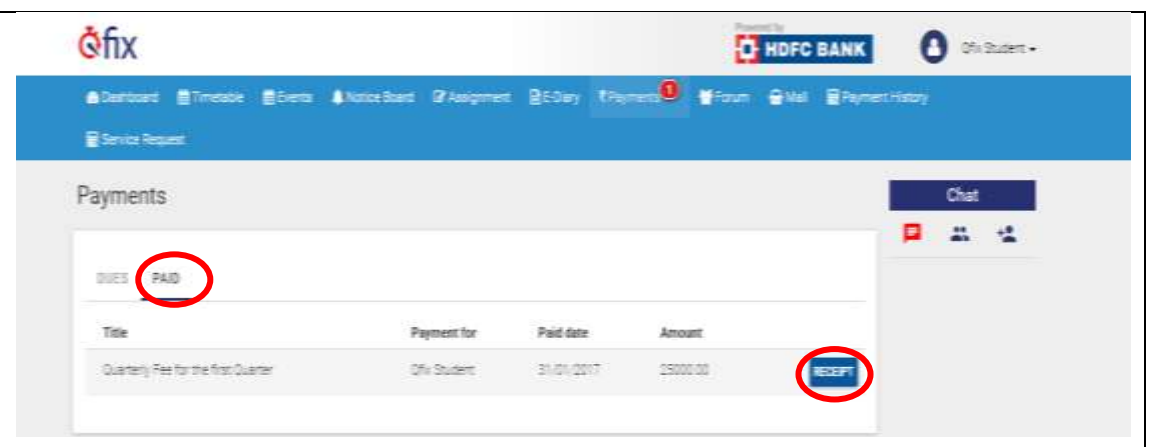
STEP 3:

You will be directed to the payments page where you can select to pay by **debit card, credit card or net banking**.



STEP 4:

After making the payment you can go to the **paid fee tab** on the payments page and download the **receipt**.

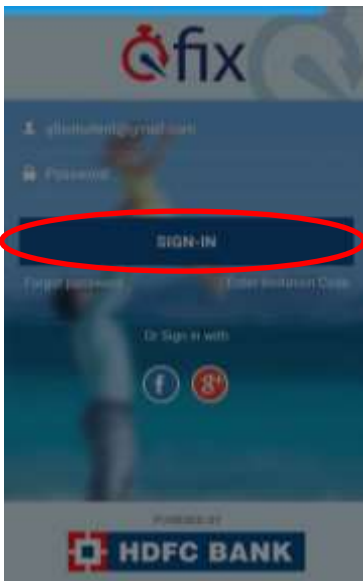


*All figures are for illustrative purpose only

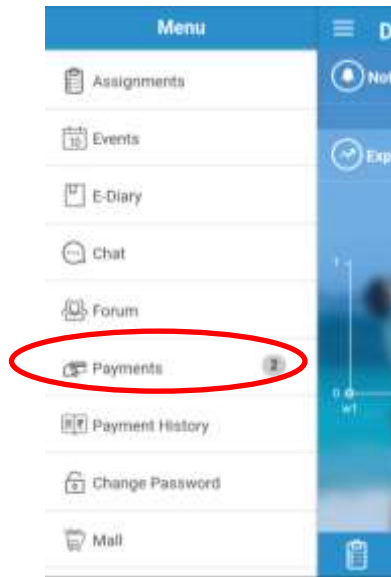
STEP 1 - Go to Play Store / App Store and download our app – **Eduqfix**.



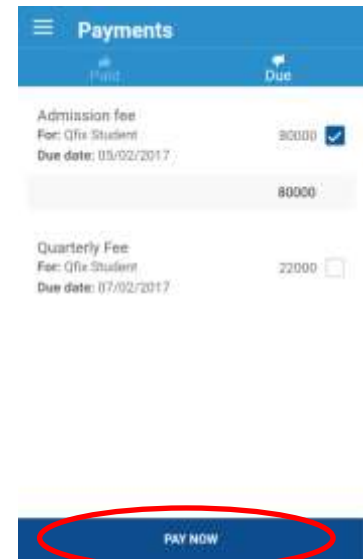
STEP 2 - Use your credentials sent on your registered mobile number to **sign in**.



STEP 3 - Go on to the menu option and select **Payments** option.



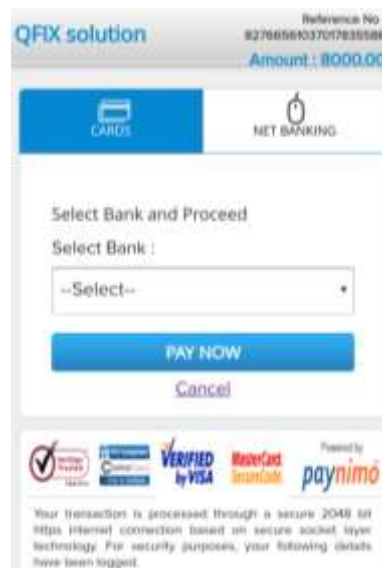
STEP 4 - Select the fees to be paid and click on **Pay Now**



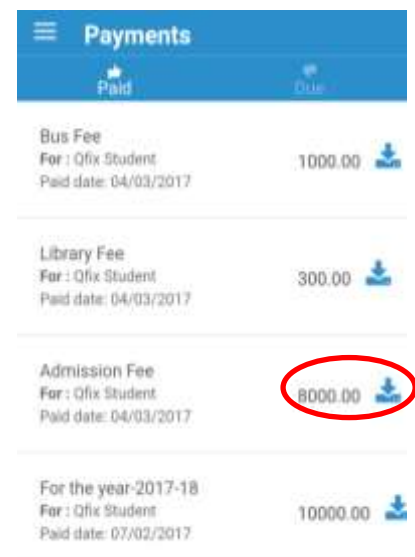
STEP 5 - Proceed to pay



STEP 6 - You will be directed to a payments page where you can choose to pay via **credit / debit card or net banking**.



STEP 7 - There after you can go on to the paid fee tab on the payments tab and **download the receipt**.



*All figures are for illustrative purpose only